

Instructions

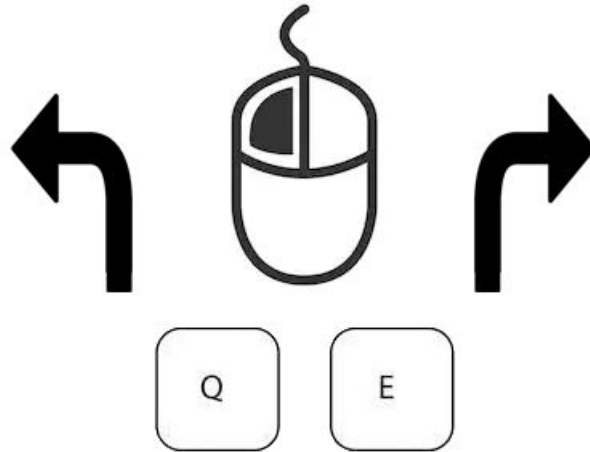
Note: Firefox is the recommended browser for this event, and is required for the use of VR. The only exceptions are the Oculus Quest and Oculus Quest 2, which can open hubs in their built-in browsers.

Movement (PC)

Quick Guide

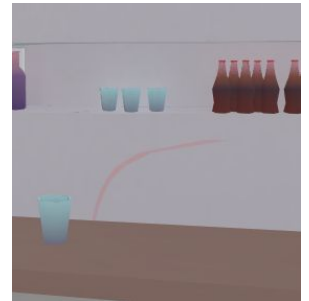
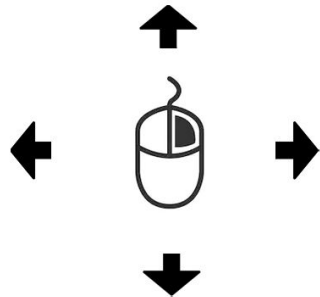
1. To Turn

- a. Press and hold the left mouse button to look around, or
- b. Press “Q” or “E” to rotate Left and Right respectively.



2. To Move:

- a. Press and hold the right mouse button, it will bring up a beam,
 - I. the beam will glow green if you can teleport to the selected spot,
 - II. the beam will glow red if you cannot teleport to the selected spot,
 - III. Move your mouse to find a spot you can teleport to and release the right mouse button,



2. To Move:

b. Or, Press the following keys:

- I. "W" to go forward,
- II. "S" to go backward,
- III. "A" to sidestep left,
- IV. "D" to sidestep right.

