

# Instructions

Note: Firefox is the recommended browser for this event, and is required for the use of VR. The only exceptions are the Oculus Quest and Oculus Quest 2, which can open hubs in their built-in browsers.

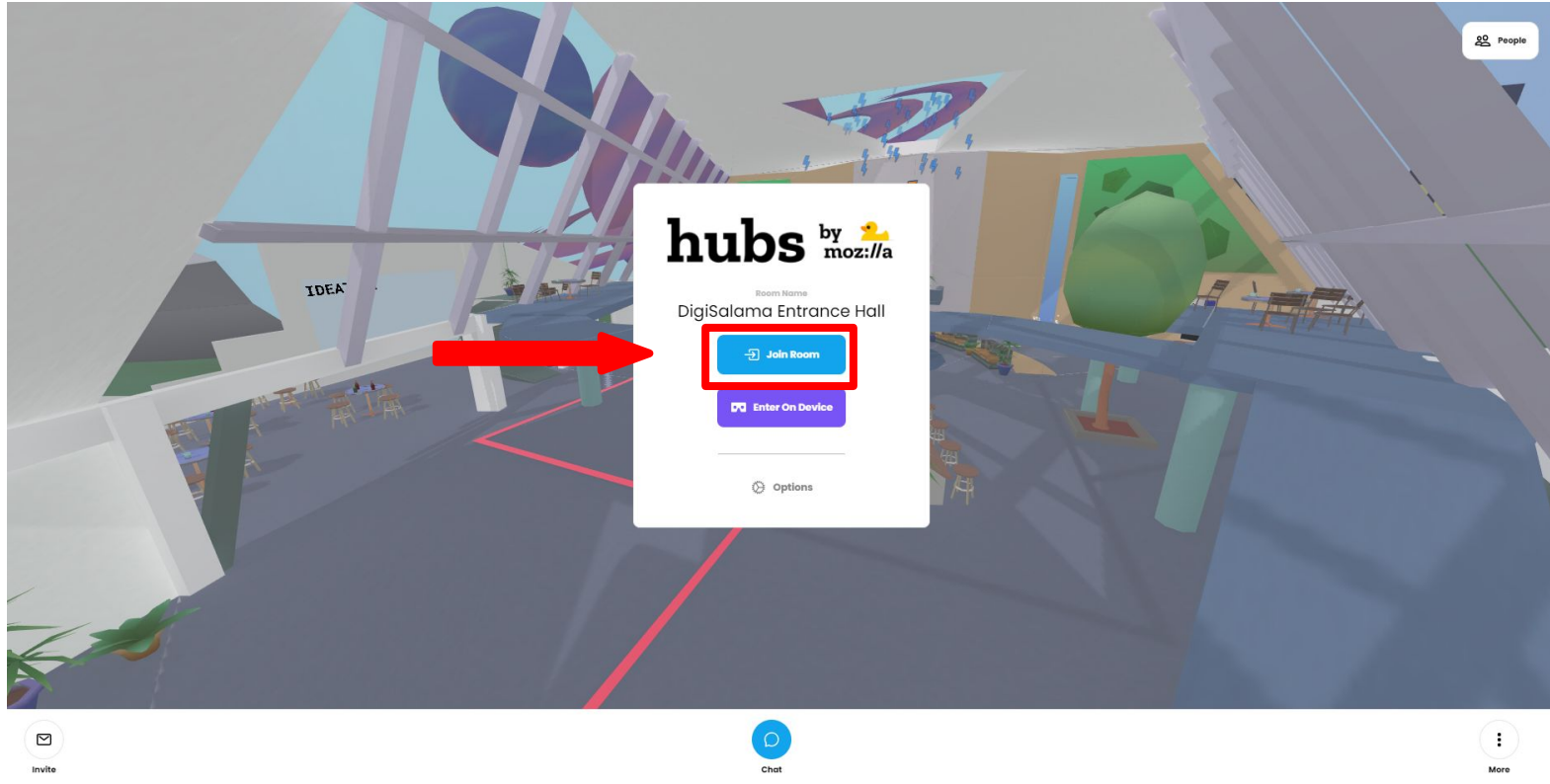
# Login For Presenters (PC & VR)

Quick Guide

1. Open the following link in your browser:

<https://hub.link/x68on9p>

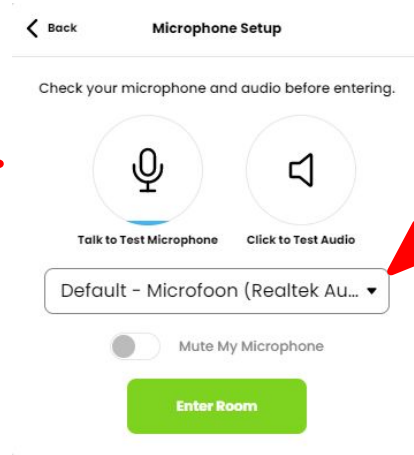
## 2. Press “Enter Room”



### 3. Test your microphone while speaking

- If the microphone does not work try selecting a different device from the available selection.
- If the microphone still doesn't work, reload the page.

If microphone works, fills blue when you talk

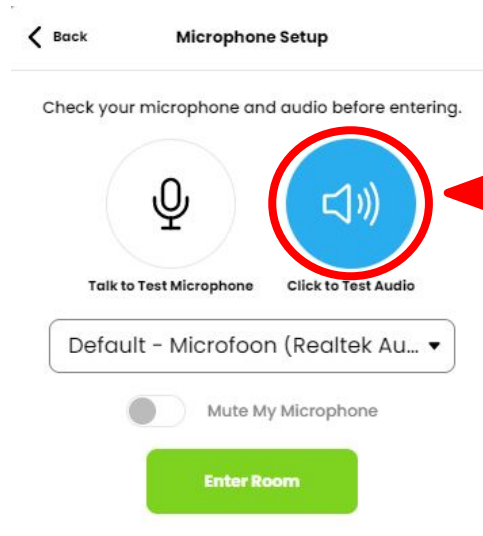


Click to select different microphone



## 4. Test your speakers/headphones

- If you want to use headphones make sure they are plugged in.
- If the headphones are plugged in but are not working then check your device settings.

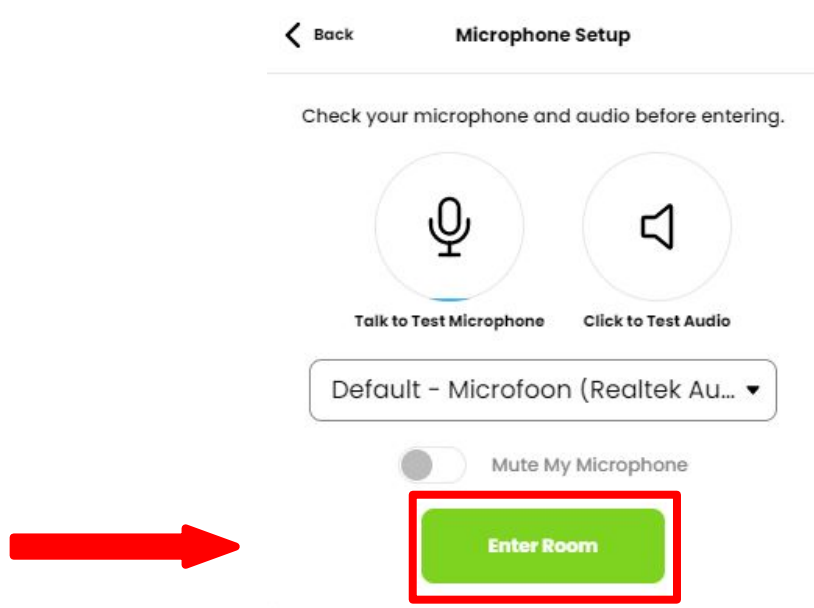


Click to play a sound and see if your audio works



## 5. Press “Enter Now”

- If the room is full, you will not be given this option but will be able to observe what is occurring within.



6. Make sure you have all your material ready to present and open,

7. When it's your turn, move to the front of the auditorium

